

# The Connector

November–December 2017



Happy Holidays from OhioMeansJobs Lorain County!

Welcome to the *The Connector* newsletter and resource guide. We really hope that you find it helpful and informational. We would love to hear from you! [Send Us Your Feedback!](#)



Deborah Manzano, GM at Ford Ohio Assembly Plant, Avon Lake presented "Diversity Inclusion in STEM Initiatives at Lorain County Community College on Oct. 10. A joint event of the Lorain County Growth Partnership and Women in Manufacturing. Nationwide, Women in Manufacturing (WIM) is a national association dedicated to supporting, inspiring, and promoting women who have chosen a career in manufacturing. Pictured from L-R above, Kelly Zelesnik, Lorain County Community College Dean of Engineering Technologies; Douglas Messana, State & Local Manager Government and Community Relations, Ford Motor Company; Debbie Manzano, Ohio Assembly Plant Manager; and Tony Gallo, President & CEO of Lorain County Chamber of Commerce.

## Highlights from 2017 Manufacturing Month!

Highlights from the 2017 Manufacturing Month begin with the Kick Off which took place at Thogus Products. Tony Gallo of the Lorain County Chamber of Commerce kicked things off by addressing the worker shortages in the manufacturing industry and the importance of engaging the "next generation", our youth, in considering careers in manufacturing. Tony also expressed the need to encourage more women to seek manufacturing careers. Keynote speaker, Matt Lavin, CEO & President of Thogus, and our host manufacturer for the kick off, provided a history of the family business, the company's growth over the years and the company's modernization and expansion to remain competitive. Starting out as a tool and die business the company grew exponentially to become the premier custom plastic injection molder in NE Ohio. Commissioner Ted Kalo and Mayor Zilka of North Ridgeville also attended

Click here for more on Women in Manufacturing!



Representatives from local businesses address 25 students at Elyria High School about possible careers in manufacturing. L-R: Kenneth Wade, HR Mgr. at Elyria Foundry; Malik Nelson (2017 graduate of Elyria H.S.) working at Elyria Foundry; Todd Roth, President, Lorain Modern Pattern; and Greg Bloomfield, Manufacturing Mgr. at Beckett Gas.



Manufacturing companies visited Keystone High School on October 30, and shared information about opportunities in manufacturing and training available with approx. 60 students. They also emphasized the importance of good soft skills in the industry. The employer panel from L-R: Laura Oleksa, HR, Aluminum Line Products Co., Michelle Reisinger, HR, Ridge Tool, Greg Bloomfield, Beckett Gas, Mike Schroyer, Safety & Training Operator, PLIDCO

and provided proclamations to Thogus for their support of the kickoff event. Facility tours were provided to all immediately following the presentation. The tour provided a look at a very well organized, clean, and modern facility - very different from many of the factories that our fathers and grandfathers knew!

Manufacturing Month included special events and public school presentations throughout October to promote manufacturing and plant the seeds for possible manufacturing careers in young minds. The activities included the Society of Women Engineers Diversity Inclusion in STEM Initiatives at LCCC College Commons, manufacturing panels at North Ridgeville Ranger High Tech Academy, Lorain County JVS, Keystone High School, Elyria High School, and Techno Friday at LCCC offered career exploration in three high-demand careers. Promotion of the Ohio Manufacturers Workforce Summit in Columbus was included and attendance was encouraged.

The Lorain County Growth Partnership (LCGP), developed by the Lorain County Board of Commissioners, works with Lorain County organizations and businesses to compete more effectively in a regional marketplace. Whether you want to start a business, expand your current business or partner with other area businesses and organizations, the LCGP is your place to start.

Lorain County Growth Partnership

**Ohio is home to "The third largest manufacturing workforce in the nation (nearly 700,000 workers)."**  
**JobsOhio.com**



## Meet Javier Rivera!

Before connecting with OhioMeansJobs Lorain County Javier Rivera was laid off from his last job. After meeting with a Workforce Development Specialist at OMJLC and discussing his various career options, Javier decided to return to school to finish his Associate degree. Utilizing the available tuition assistance he qualified for at OMJLC, Javier completed his Associates in 2015 and then decided to continue his education earning his Bachelor of Business

Administration degree in May 2017. Although working while he attended school, shortly after receiving his Bachelor's degree Javier was offered a position as an Inventory Control Analyst at Applied Industrial Technologies, one of the largest industrial distributors in the United States. Javier says his new job offers "a very special culture and has many opportunities for advancement."



Javier Rivera took a "selfie" outside of Applied Industrial Technologies located in Cleveland, Ohio where he now works as an Inventory Control Analyst.

**"Thanks for your support and guidance OhioMeansJobs!"** Javier also said that he would tell others to **"use the services at OMJLC to advance your career whether you're unemployed or not!"**



## OMJLC by the Numbers

Customers & Traffic	Current Month	Year-to-Date	Last Year
	October '17	July-October '17	July-October
Newly Registered Customers	164	754	908
# of Visits to the Center	1877	7008	11041
# of Unique Users	547	2218	2496
Attended One-Stop Orientation	64	346	423
<b>Training</b>			
Total ITA Training Requests Approved	7	48	42
Total Obligations	\$43,750.50	\$249,029.98	174,148.03
Total OJT Training Agreements Approved	1	4	5
Total Obligations	716.4	\$7,241.76	\$14,171.25
<b>Employment</b>			
Total Reported Job Placements	40	164	177

*Numbers reflect Adult, Dislocated Worker, and Youth job seekers*

### Job Search Skills Workshops

#### Winning Resumes & Cover Letters!

Discover what it takes to write your own winning resume! Get the employers attention, Get the interview, Get the job! Must RSVP!




**Dec. 5, Jan 9**

**5:00-7:00 PM**

**“You’re Hired!”** Increase your chances of hearing these two words after your next interview. Gain the confidence and presentation skills that will impress any interviewer. Must RSVP!

**Dec. 7, Jan 11 5:00-7:00 PM**




**Resume Lab:** Beginners and seasoned job seekers alike can get help with their resume - any question, any issue! Prerequisite: Job Seekers must attend OMJLC Orientation, a Resume Workshop and have a completed resume template or previous/current resume prior to attending. Must RSVP!

**Dec. 12, 28; Jan 17, 30 1:00-3:00 PM**

**Mock Interviews:** Refine your interviewing skills through a videotaped mock interview session. Prerequisite: Job Seekers must attend OMJLC Orientation and one of the Interviewing Skills workshops before enrolling in the Mock Interviews workshop. Must RSVP!

**Dec. 14; Jan 4, 18 1:00-4:00 PM**



**December 5 & 6; 19 & 20  
January 9 & 10; 23 & 24  
1:00-4:00 PM**

[Click to schedule!](#)

## OMJLC Basic Computer Training

- Introduction to basic computer hardware
- Introduction to basic computer terminology
- Introduction to basic computer use including creating and saving documents.

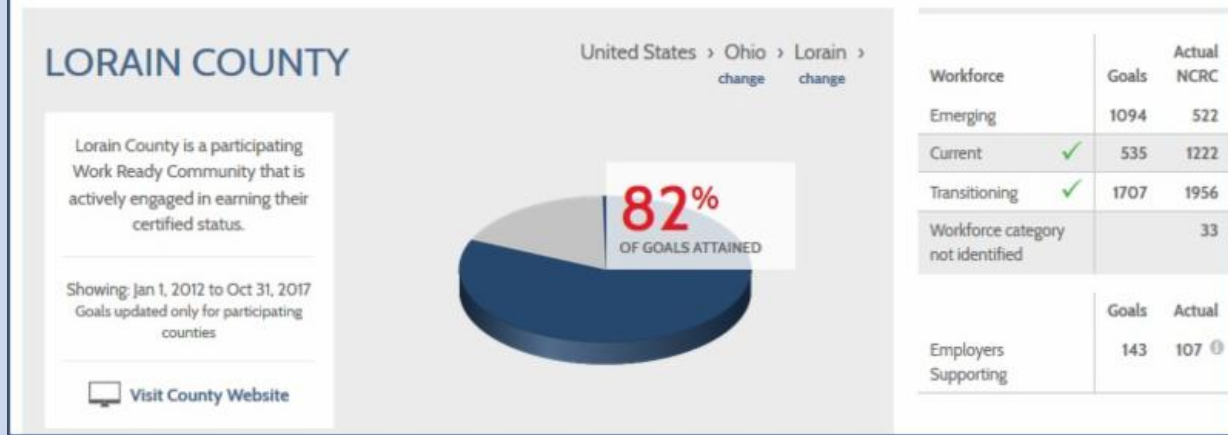
This course consists of two 3-hour sessions. Students must plan to attend both sessions.

OMJLC Orientation required prior to attending

**RSVP: 440-284-4217**



**Work Ready Lorain County Update!**



Above is the ACT Work Ready Communities website screen shot for Lorain County. It shows our progress towards becoming an ACT Work-Ready Certified Community. To become a Certified Work-Ready Community, we must meet each of the goals stated in the upper right chart by May 2018. As of November 21, 2017, we have surpassed our goals in the Current and Transitioning workforce areas, but have tested only 522 of the required 1094 Emerging workforce. For the Supporting Employers goal, we have 107 companies supporting us with 36 more employers needed to reach our goal of 143. Come on Lorain County! Let's do it!

[Click here to track our WRC progress!](#)

Total Tested (including TANF Summer)	1165
Certificates Earned	942
% Earning Certificate	80.86%
Bronze Earned	33.12%
Silver Earned	53.82%
Gold Earned	12.85%
Platinum Earned	0.21%
Not Eligible	19.14%

**National Career Readiness Certificates (NCRC)** earned by OhioMeansJobs Lorain County job seekers since May 2016

The NCRC complements such traditional credentials as high school diplomas, community college degrees, and certificates of technical proficiency. Academic credentials mark the fulfillment of an individual's classroom learning experiences. The NCRC relies on standardized assessments and confirms an individual's competence in a specific set of workplace skills including Math, Graphics Literacy, and Workplace Documents.

**CONGRATULATIONS!**

Laurie Smith, OMJLC customer, scored a Platinum Level on her National Career Readiness Certificate (NCRC). She is the second of only two individuals to achieve this level since the WRC Lorain County initiative was implemented in May 2016.



**Labor Market Data**

**October Unemployment Rates**

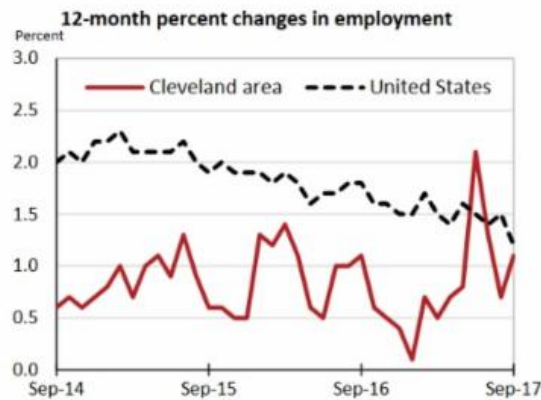
- United States 3.9%
- Ohio 4.5%

• Lorain County 5.7

(Ohiolmi.com)



Over-the-year changes in employment on nonfarm payrolls and employment by major industry sector



Source: U.S. BLS, Current Employment Statistics.

Cleveland area employment (numbers in thousands)	Sep. 2017	Change from Sep. 2016 to Sep. 2017	
		Number	Percent
Total nonfarm	1,069.1	12.0	1.1
Mining, logging, and construction	40.0	2.8	7.5
Manufacturing	121.6	1.5	1.2
Trade, transportation, and utilities	182.4	-0.6	-0.3
Information	13.8	-0.3	-2.1
Financial activities	66.8	1.6	2.5
Professional and business services	150.6	-1.8	-1.2
Education and health services	213.8	8.2	4.0
Leisure and hospitality	105.2	0.4	0.4
Other services	40.2	0.3	0.8
Government	134.7	-0.1	-0.1

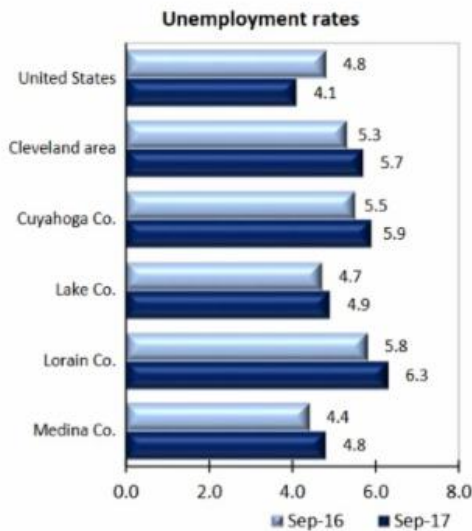
Source: U.S. BLS, Current Employment Statistics.

## Cleveland, OH, Area Economic Summary

Updated November 01, 2017

This summary presents a sampling of economic information for the area; supplemental data are provided for regions and the nation. Subjects include **unemployment, employment, wages, prices, spending, and benefits**. All data are not seasonally adjusted and some may be subject to revision. Area definitions may differ by subject. For more area summaries and geographic definitions, see [www.bls.gov/regions/economic-summaries.htm](http://www.bls.gov/regions/economic-summaries.htm).

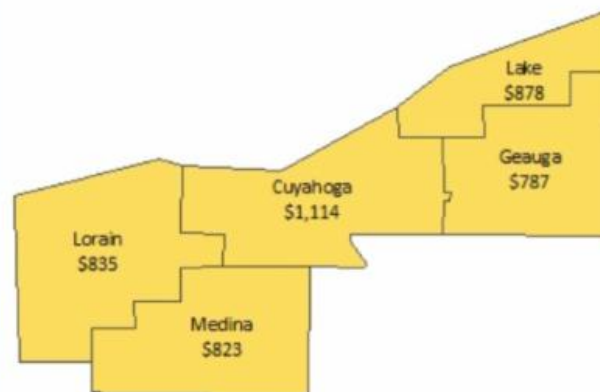
### Unemployment rates for the Cleveland area, selected area counties, and the nation



Source: U.S. BLS, Local Area Unemployment Statistics.

### Average weekly wages for all industries by county

Cleveland area, 1st quarter 2017  
(U.S. = \$1,111; Area = \$1,037)



Source: U.S. BLS, Quarterly Census of Employment and Wages.

### Average hourly wages for selected occupations

Occupation	Cleveland area	United States
Total, all occupations	\$23.20	\$23.86
Computer systems analysts	37.83	44.05
Accountants and auditors	35.15	36.89
Registered nurses	32.38	34.70
Carpenters	26.22	23.24
Construction laborers	20.80	18.22
Machinists	19.41	20.78
Customer service representatives	17.52	16.91
Team assemblers	15.98	15.65
Retail salespersons	15.09	13.07
Waiters and waitresses	11.46	11.73
Home health aides	10.51	11.35
Cooks, fast food	9.62	9.89

Source: U.S. BLS, Occupational Employment Statistics, May 2016.

### Employer costs per hour worked for wages and selected employee benefits by geographic division

Private industry, June 2017	East North Central (1)	United States
Total compensation	\$30.87	\$33.26
Wages and salaries	21.43	23.15
Total benefits	9.44	10.11
Paid leave	2.12	2.30
Vacation	1.15	1.19
Supplemental pay	0.88	1.18
Insurance	2.74	2.66
Retirement and savings	1.25	1.36
Legally required benefits	2.45	2.61

(1) East North Central includes IL, IN, MI, OH, and WI.

Source: U.S. BLS, Employer Costs for Employee Compensation.

## More Ohioans Urged to Consider Registered Apprenticeships

(Read News Release)

The number of workers unemployed in Ohio in September was 305,000, down 6,000 from 311,000 in August. The number of unemployed has increased by 21,000 in the past 12 months from 284,000. The September unemployment rate for Ohio increased from 5.0 percent in September 2016.

[\(Read More\)](#)



**Employment Opportunities!**



Funding provided in part by Lorain County Board of Commissioners and  
the Lorain County's Workforce Development Board